





















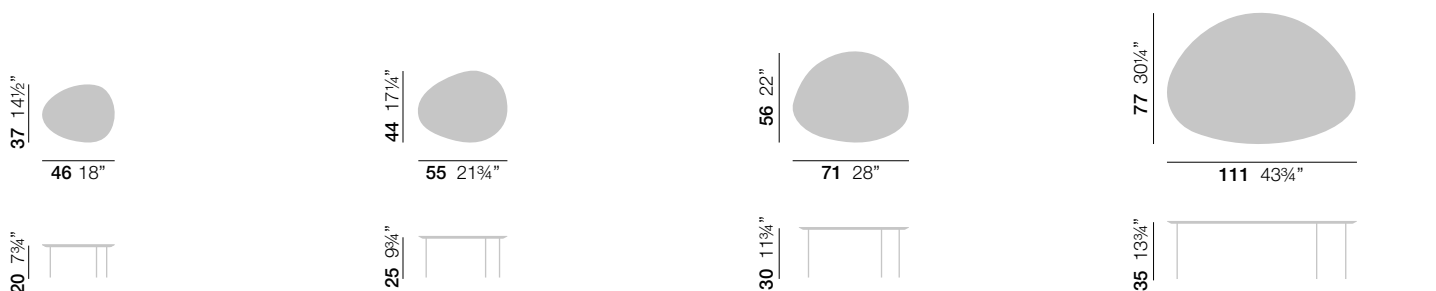
STUA

ECLIPSE

ECLIPSE NESTING TABLE

	SMALL	MEDIUM	LARGE	EXTRA LARGE
White lacquered	 CODE EC1204	 CODE EC2254 	 CODE EC3304 	 CODE EC4354
Oak	 CODE EC1205	 CODE EC2255	 CODE EC3305	 CODE EC4355
Walnut	 CODE EC1209	 CODE EC2259	 CODE EC3309	 CODE EC4359
Wenge	 CODE EC1206	 CODE EC2256	 CODE EC3306	 CODE EC4356
	37 x 46 cm / height 20 cm	44 x 55 cm / height 25 cm	56 x 71 cm / height 30 cm	77 x 111 cm / height 35 cm

DIMENSIONS



PACKING

1 box: 1 small table
Size: 40 x 55 x 3 cm
Volume: 0,0066 m³
Weight: 3 kg.



SOME
ASSEMBLY
REQUIRED

1 box: 1 medium table
Size: 47 x 68 x 3 cm
Volume: 0,0096 m³
Weight: 4 kg.



SOME
ASSEMBLY
REQUIRED

1 box: 1 large table
Size: 60 x 82 x 3 cm
Volume: 0,0148 m³
Weight: 7 kg.



SOME
ASSEMBLY
REQUIRED

1 box: 1 extra large table
Size: 83 x 117 x 3 cm
Volume: 0,0291 m³
Weight: 13 kg.



SOME
ASSEMBLY
REQUIRED